

# VS420 SERIES

## FEATURES & BENEFITS



The EDGE VS420 is a high capacity, high torque twin shaft shredder that is ideal for the processing of a large array of materials including; green waste, MSW, C&D waste, biomass and end of life tyres.

EDGE's next generation shredder has been developed for ultimate versatility and high resistance to contaminants with a number of customisable shredding programmes and chamber configurations available. An intelligent operating system which incorporates tramp metal protection provides the ultimate protection from contaminants and prevents asset damage.

At the heart of the VS420 are twin synchronised, high torque shredder shafts which can be customised to suit a customer's exact application and desired product piece size. EDGE's twin shaft design provides exceptional material intake, ensures less wear, promotes self-cleaning and prevents material wrapping even in the toughest of applications. With a range of both rapid volume reduction and intricate piece sizing chambers available, The EDGE VS420 series can be customised to be deployed as either a primary or secondary shredder

### KEY HIGHLIGHTS

- Highly robust design provides high durability and the ability to withstand difficult to shred materials.
- Twin Shaft design provides exceptional intake behaviour, less wear, self cleaning and prevents material wrapping.
- Intelligent Self-Protecting control system with tramp metal cycles prevents against asset damage.
- Eco-power saving functionality coupled with a fuel consumption from as little as 25/30ltr/hr. (7-8 US Gallons)




# VS420 SERIES

## DESIGN FEATURES

Heavy duty, hydraulic tipping hopper with automatic tipping cycle

User Friendly control interface provides easy fine tuning and programme selection

Hydraulic Hopper Extensions increases hopper capacity and loading flexibility



VS Status Link provides a quick and simple communication link between the machine and the operator

C9.3B ACERT 310Kw (420HP) Tier 4 Final / Stage 5 engine. LRC Engine option also available

Variable speed 1400mm (55") wide Collection Conveyor fitted with Toughflex heavy duty belt.

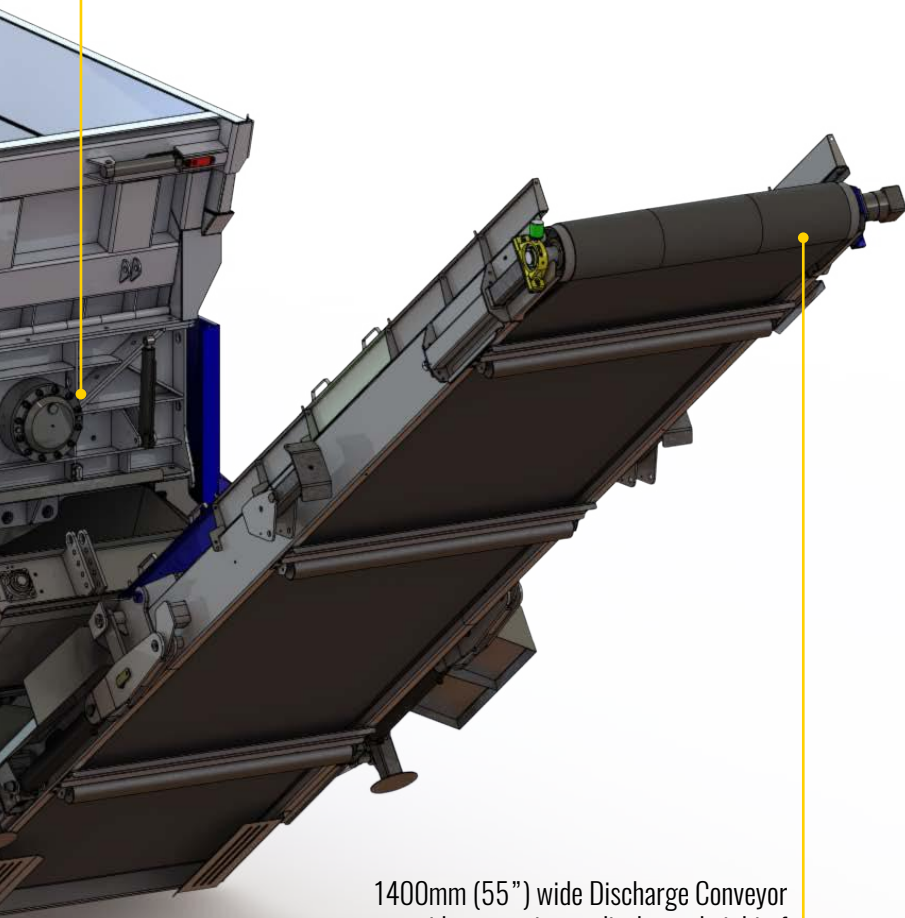
Hydraulically driven, remote controlled tracks for easy on site mobility



Enables one man operation with all main functions controlled via wireless remote

## THE RIGHT CHAMBER FOR EVERY APPLICATION

Twin synchronised shredder shafts incorporating EDGE's Intelligent Self-Protecting control system.



1400mm (55") wide Discharge Conveyor provides a maximum discharge height of 4.7m (15'6")

## APPLICATIONS

MSW



GREEN WASTE



C&D WASTE



WOOD WASTE



RUBBER TIRES



WHITE GOODS



MATTRESSES



# VS420 SERIES

## TECHNICAL SPECIFICATIONS

### TRANSPORT DIMENSIONS

Length:	9706mm (31'10")
Width:	2550mm (8'4")
Height:	3145mm (10'4")
Container Shipping Method:	RoRo
Gross Weight (Est):	29200KG (32.1UST)

### SHREDDER UNIT DATA

Shredder Type	Vertical Slow Speed
Drive Type:	Hydraulic
Number of Shafts:	2
Shaft Length:	2m / 2.5m (6'7" / 8'2")
Shaft Diameter:	655mm (25.5")

### HOPPER DATA

Hopper Capacity:	4.4m <sup>3</sup> (5.75yd <sup>3</sup> )
Hopper Capacity w/Extensions	6.4m <sup>3</sup> (8.3yds <sup>3</sup> )
Loading Height:	3145mm (10'4")
Loading Height w/ Extensions:	3583mm (11'9")
Tipping Mechanism:	Hydraulic

### COLLECTION CONVEYOR DATA

Conveyor Length:	2800mm (9'2")
Belt Width:	1400mm (55")
Belt Speed	Variable

### AVAILABLE OPTIONS

Tracked unit	Tier 3 LRC Engine	Dust Suppression	Fire Suppression
Wheeled Unit	Electric / Hydraulic (Static Only)	Discharge Conveyor Dust Cover	Telematics
Hook-lift Unit	Overband Magnet	Discharge Conveyor Head Chute	
Static Unit	Magnetic Head Drum & Chute	Various Screen Apertures & Shapes	
Fine Shredding Chamber	Reversible Fan	Rubber Track Pads	
Universal Shredder Chamber	Auto Lube System	Arctic Pack	
Bulky Waste Chamber	Hydraulic Hopper Extensions	Auxiliary Hydraulic Connections	

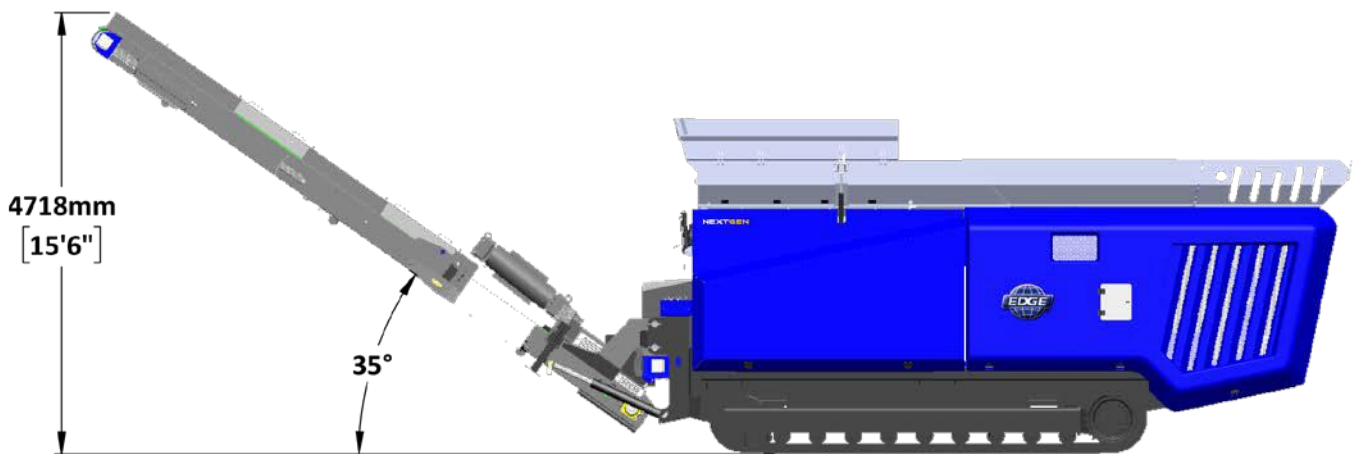
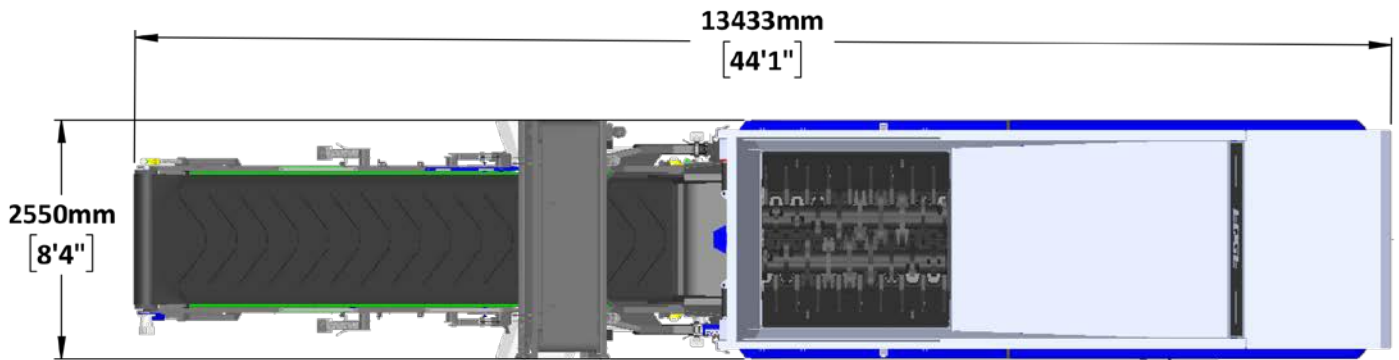
### DISCHARGE CONVEYOR DATA

Conveyor Length:	6900mm (22'7")
Belt Width:	1400mm (55")
Belt Speed	Variable

### POWERUNIT DATA

Power Source:	Tier 4 Final CAT C9.3B 310Kw (420HP)
Fuel Tank Capacity:	630 Litres (166USG)

**V420T OPERATIONAL DIMENSIONS**



# AVAILABLE OPTIONS

## CHAMBER CONFIGURATIONS



Universal Primary Shredder Chamber - Rapid volume reduction solution



Bulky Waste Chamber - Primary shredding solution for abrasive waste



Fine Shredding Chamber - Deployed as either a primary or secondary shredder

## CHASSIS FORMATS



Tracked Mounted - Fully tracked for on-site manoeuvrability



Wheel Mounted - Ideal for operators with multiple site or rental contractors



Hooklift Mounted - making relocation from site to site as simple as possible

## POWER-SOURCE CONFIGURATIONS



Tier 4 Final / Stage 5 - CATERPILLAR C9.3B 310Kw (420HP)



Tier 3 LRC - CATERPILLAR C9 260Kw (350HP)



Electric / Hydraulic - available with wheeled, hooklift & static mounted units

## ADDITIONAL OPTIONS



Overband Magnet - fitted to discharge conveyor to extract ferrous metal



Rubber Track Pads



Central Auto-lube System



Dust Suppression System and Water Pump



Hydraulic Raise / Lower Hopper Extensions

Additional customisation is available upon request. Speak to your nearest EDGE distributor for details.